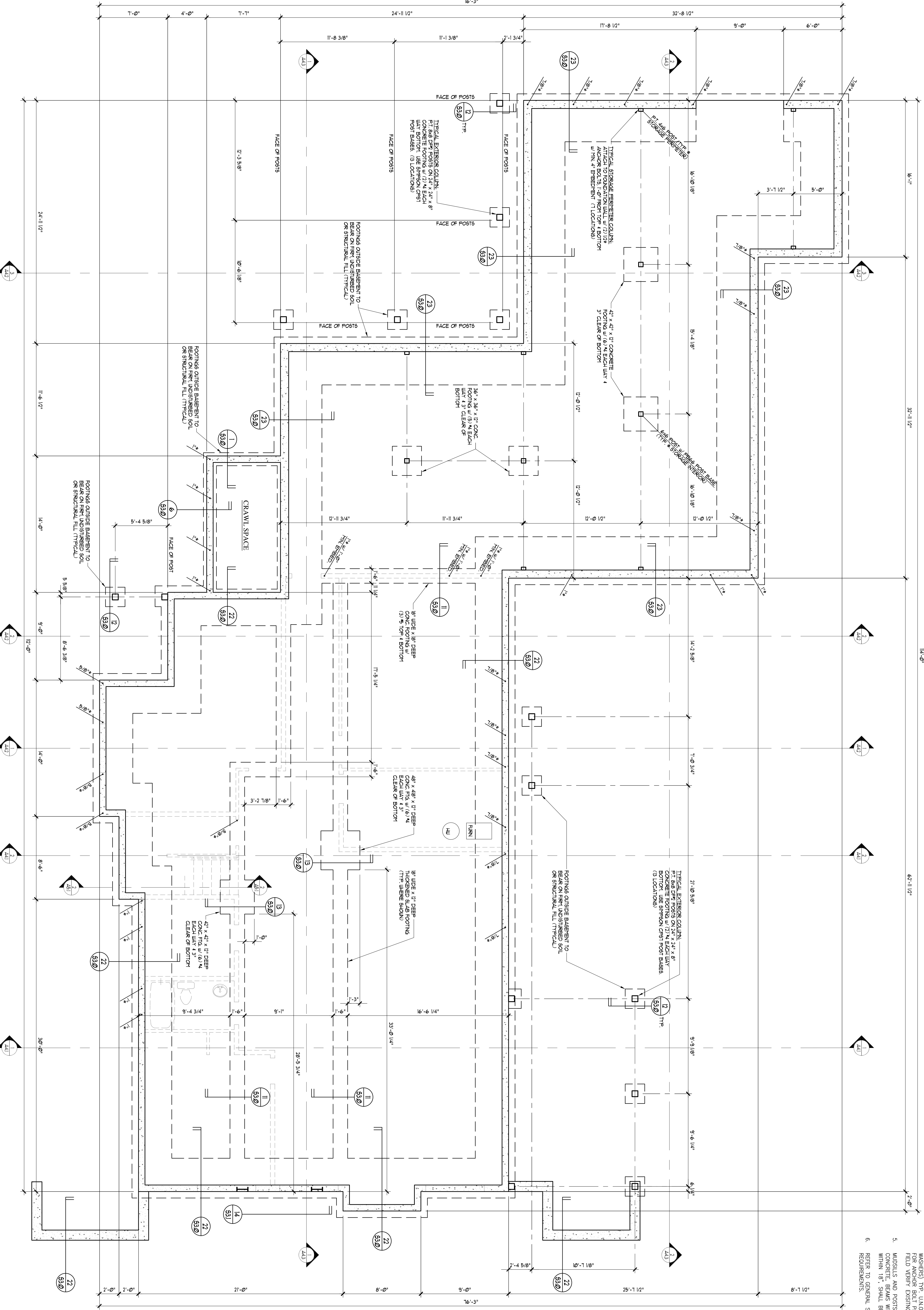
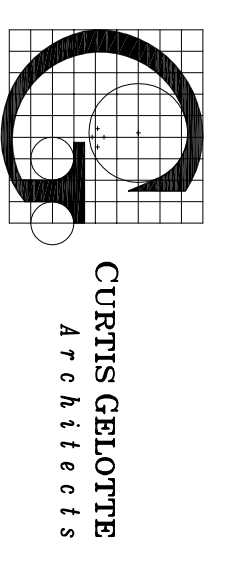

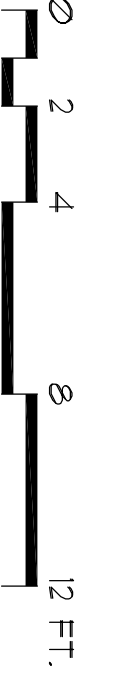


FOUNDATION NOTES:

1. TYPICAL SLAB ON GRADE SHALL BE 4" THICK W/ W/MF 6-6 - W29W29 AT CENTERLINE. TYPICAL THICKENED SLAB SHALL BE 12" THICK AND 12" DEEP W/(2) #4 BAR CONTINUOUS.
2. TYPICAL PAD FOOTINGS SHALL BE 24"x24"x8" THICK W/(2) #4 BAR EACH WAY, 3" CLEAR OF BOTTOM.
3. INDICATES UP/DOWN ANCHOR BOLT OR HO/DOWN STRAP LOCATED IN/OUT SHEAR WALL/BEAM. SEE HOLD/DOWN SCHEDULE ON 15/53.1. SEE FLOOR FRAMING PLANS FOR BOLTED HOLD/DOWN CALL-OUTS.
4. TYPICAL WOODSILL SHALL BE TREATED 2x6 HF#2 TO FOUNDATION WITH 3/8"x10" ANCHOR BOLTS AT 48" O.C. (AND 2x2x3/16" WASHERS) TYP. U.N.O. SEE SHEAR WALL SCHEDULE ON 10/53.1 FOR ANCHOR BOLT PLACEMENT AT SHEAR WALL LOCATIONS. FIELD VERIFY EXISTING ANCHOR BOLTS AND ADD AS REQUIRED.
5. WOODSILLS AND POSTS WITHIN 6" OF FINISH GRADE OR 1" OF CONCRETE, BEAMS WITHIN 12" OF EXPOSED EARTH, AND JOISTS WITHIN 18" SHALL BE PRESSURE TREATED.
6. REFER TO GENERAL STRUCTURAL NOTES FOR ADDITIONAL REQUIREMENTS.



FOUNDATION PLAN



100 Lake St. S.  
Sullivan, NY 11973  
762.828.8889  
762.828.8182

SULLIVAN RESIDENCE  
ISSAQUAH HIGHLANDS  
GRAND RIDGE DRIVE, LOT 5

BASEMENT / FOUNDATION PLAN

DATE: 01/09/18  
JOB NUMBER: 0650  
DRAWN BY: *Bigli*  
FILE: *6204dg*  
SHEET NO: **S2.0**

CONSTRUCTION SET