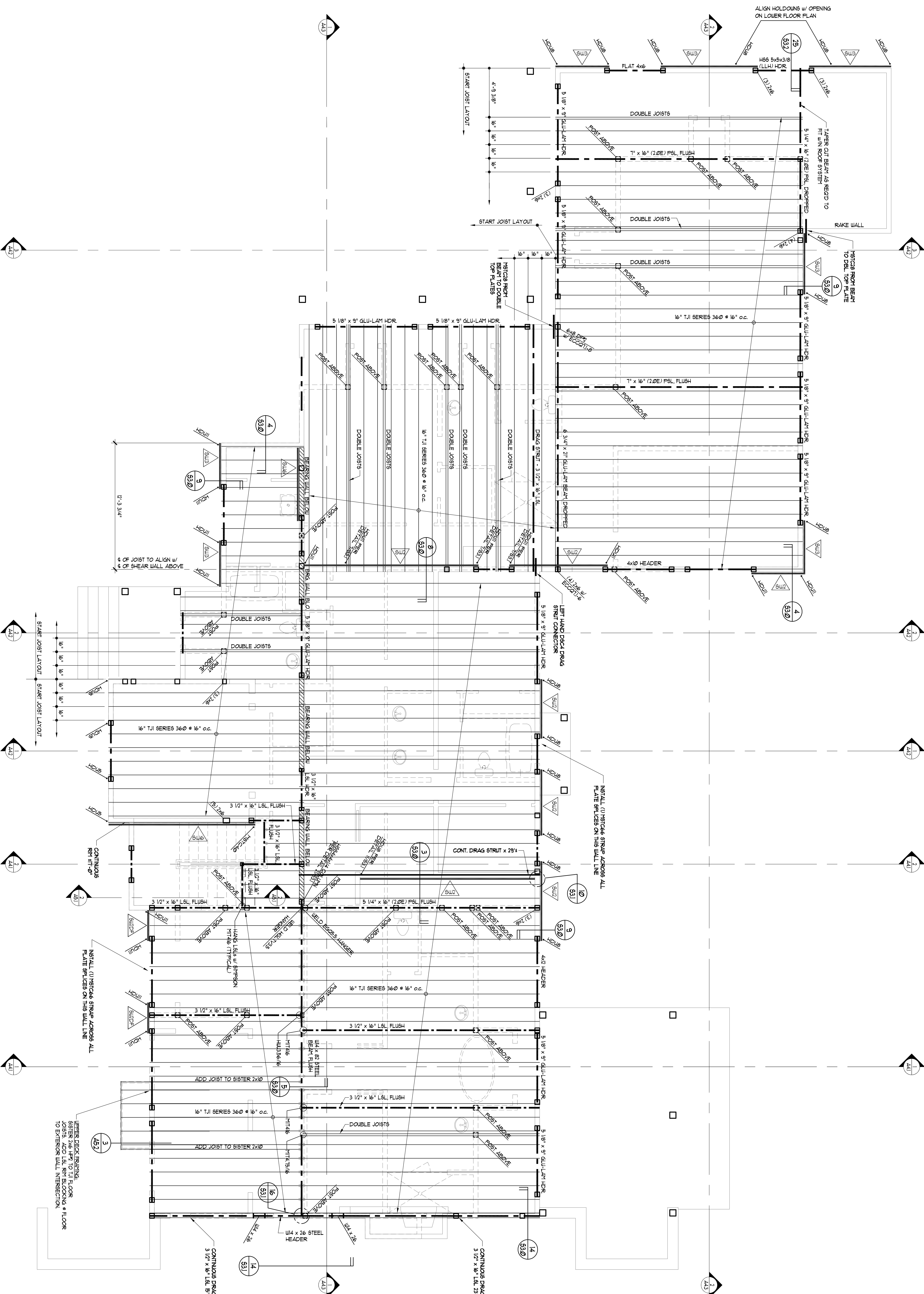




FLOOR FRAMING NOTES:

- FLOOR SHEATHING SHALL BE 3/4" TONGUE & GROOVE APA RATED SHEATHING (48/24). NAIL @ ALL FRAMED PANEL EDGES AND OVER ALL SHEAR WALLS W/0.1130 @ 6" o.c. AND 12" o.c. ALL PERMANENT FRAMING. PROVIDE HOLD-DOWN CONNECTION OF PLYWOOD SHEATHING TO JOIST BRACKETS, STRAGERS, PANEL JOINTS.
- FLOOR JOISTS SHALL BE 16" TJI 360 @ 16" o.c. AND HANGERS SHALL BE SIMPSON HT316 UNO.
- F.B. - INDICATES 3 1/2" x 16" LSL.
- D.S. - INDICATES CONTINUOUS 136x11 1/2" LSL @ S2.1 & 48" TJI 360 @ S2.2 (TYP. UNO). DRAG STRUT WALL SHEATHING OVER ENTIRE LENGTH W/0.1310 NAILS @ 6" o.c.
- BEAM JOISTS SHALL BE 2X10 HE #2 D.T. @ 16" o.c. AND HANGERS SHALL BE SIMPSON UNO @ S2.1 UNO (T).
- TYPICAL LEDGER TO BE 2X10 ATTACH TO FRAMING W/(3) 0.1310 NAILS @ 16" o.c. AND (1) 2X8 LAG @ 32" o.c.
- TYPICAL HEADER SHALL BE 4x8 DF#2.
- ALL BEAMS ARE FLUSH AND ALL HEADERS ARE DROPPED UNO.
- PROVIDE (2) BEARING STUDS UNDER EACH END OF ALL BEAMS AND (2) 2x RIMMER (BEARING) STUD AND (1) 2x KING (FULL-HEIGHT) STUD AT EACH END OF ALL HEADERS, UNO. NAIL STUDS TOGETHER PER GENERAL STRUCTURAL NOTES.
- INDICATES # OF BEARING STUDS WHERE MORE THAN (2) REQUIRED.
- PROVIDE SOLID BEARING BELOW ALL POINT LOADS ABOVE.
- STUD WALLS SHALL BE 2x HF STUDS @ 16" o.c. UNO. SEE SHEAR WALL HOLD-DOWN AND STRAG SCHEDULES ON S3.1 FOR ADDITIONAL REQUIREMENTS AT SHEAR WALL FRAMING.
- AT BREAKS IN DOUBLE TOP PLATE OF ALL EXTERIOR WALLS AND ALL SHEAR WALLS SEE DETAIL 2/S3.1.
- SW-X INDICATES SHEAR WALL PER SCHEDULE 10/S3.1. SEE ARCHITECTURAL DRAWINGS FOR ADDITIONAL INFORMATION. ALL EXTERIOR WALLS SHALL BE SHEATHED PER SWS UNO.
- INDICATES HOLD-DOWN LOCATED AT ENDS OF SHEAR WALLS ABOVE. SEE HOLD-DOWN SCHEDULE ON 15/S3.1. SEE FOUNDATION PLYM FOR ANCHOR BOLT CALL-OUTS.
- REFERS TO GENERAL STRUCTURAL NOTES FOR ADDITIONAL REQUIREMENTS.



UPPER FLOOR FRAMING PLAN



CONSTRUCTION SET

SULLIVAN RESIDENCE

160 Lake St. S.
Suite 200
Grand Ridge, IL 60030
763.622.8182

CURTIS GELLOTTE ARCHITECTS

ISSAQUAH HIGHLANDS
GRAND RIDGE DRIVE, LOT 5

UPPER FLOOR FRAMING PLAN

DATE: 01/09/18
JOB NUMBER: 0650
DRAWN BY: 6222dmg
SHEET NO: S2.2

